

**It's not just paint on a Porsche, it's an armor.**

Every Porsche is a precious possession, we like to see it protected. Before the painting begins, the various sections are unitized into a strong all steel welded body. Many of the curves are molded and sculptured by hand to produce the smoothest surfaces on earth for those outerspace curves of the Porsche. To get the Porsche color you select, we dip the body into a coat of zinc phosphate for anti-rust protection, then on goes the primer coat. One that is absolutely electric. The whole car is given a positive charge. Then plunged into a vat of water and paint, charged negatively. Zap, the two are irresistibly drawn to each other. And the paint is on for life. On 3½ times thicker than with the cheaper dip method. Then a wash, a sand, a re-wash, a re-prime, a dry and—only then—the final, outer coat of enamel. Sprayed on by hand. The whole thing has taken better than 3½ hours and the car is wearing more than 12 pounds of paint. Before you ever sit behind the wheel, your car has gone some 40 kilometers on our test road under the guidance of a professional test driver. He and his team of mechanics make the final adjustments. Now we put the Porsche on the boat to you. Is it any wonder we can only turn out 70 a day?

**PORSCHE | AUDI**

A Division of Volkswagen of America, Inc.

83-10-12021

Printed in U.S.A.

# 1971 PORSCHE COLORS

# Standard Colors



Light Ivory  
(All models)



Bahia Red  
(All models)



Signal Orange  
(All models)




Irish Green  
(All models)



Tangerine  
(All models)



Adriatic Blue  
(914 and 914/6 only)



Willow Green  
(914 and 914/6 only)



Canary Yellow  
(914 and 914/6 only)



Conda Green  
(911 only)



Pastel Blue  
(911 only)



Burgundy  
(911 only)




Albert Blue  
(911 only)

## Metallic Colors

Optional at extra cost



Gemini Blue  
(All models)



Gold  
(All models)



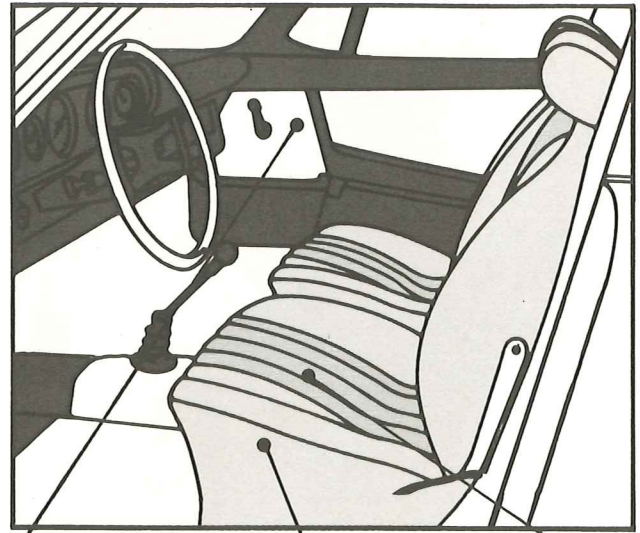
Blue  
(911 only)



Green  
(911 only)



Silver  
(All models)



Interior Trim

Bolsters

Inlays

## Interiors

Color	Interior Trim	Seats		Available		
		Bolsters	Inlays	914	914/6	911
Black				●	●	●
Brown	Leatherette	Leatherette	Leatherette	●	●	●
Beige				●	●	●
Black				●	●	●
Brown	Leatherette	Leatherette	Corduroy Fabric	●	●	●
Beige				●	●	●
Black			Hound's Tooth Fabric	—	—	●
Brown	Leatherette	Leatherette		—	—	●
Beige				—	—	●
Black			Genuine Leather	—	—	●
Brown	Leatherette	Genuine Leather		—	—	●
Beige			Basketweave	—	—	●
Black			Corduroy Fabric	—	—	●
Brown	Leatherette	Genuine Leather		—	—	●
Beige				—	—	●
Black			Hound's Tooth Fabric	—	—	●
Brown	Leatherette	Genuine Leather		—	—	●
Beige				—	—	●
Black			Genuine Leather	—	—	●
Brown	Genuine Leather	Genuine Leather		—	—	●
Beige			Basketweave	—	—	●
Black			Corduroy Fabric	—	—	●
Brown	Genuine Leather	Genuine Leather		—	—	●
Beige				—	—	●
Black			Hound's Tooth Fabric	—	—	●
Brown	Genuine Leather	Genuine Leather		—	—	●
Beige				—	—	●

**NOTE** Genuine Leather optional at extra cost.  
All interiors are available with any exterior color.  
Specifications subject to change without notice.